

MODEL C FASTENER LIST

Abbreviation Key

HSBH	Hex Socket Button Head	SLACN	Self Locking Acorn Nut
HNSL	Hex Nut Self Locking	BX	Black Oxide Finish
HCS	Hex Cap Screw	BC	Black Chromate Finish
SS	Stainless Steel	ZP	Zinc Plate Finish (Chrome)
FHMS	Flat Head Machine Screw	PH Phil	Pan Head Phillips
LPSH	Low Profile Socket Head	HN	Plain Hex Nut
PEM	Pem Style Nut	SHS	Slotted Hex Screw



1201 HSBH 1/4-20 x 3/4 SS PATCHED SCREW

- R 4 Chain Guide to Guide Brackets
- 2 Rear Leg To Monorail [2 1/2" also used]

2 F/F Retrofit B's Molded Handle Hook
(R 2 Top Front Bumper To Monorail. Replaced 11/94 by pn1251)



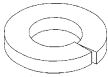
1203 HCS 3/8-16 x 4 ZP GR5 SCREW

- R 2 Connect Foot Brackets Across—through Hanger Tubes



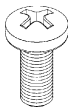
1204 HCS 3/8-16 x 5.5 ZP GR5 SCREW

- R 2 Connect Hangers to Monorail



1205 1/4" LOCKWASHER SS

- R 8 Parts Bag: Customer Assembly Front Legs to Front Foot and Box Frame
- R 2 Parts Bag: Customer Asmb.Frame Lock Axle, F.Lock to Foot Brackets (08/22/94)



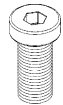
1206 PH Phil 1/4-20 x 1 ZP SCREW (Patched 12/01/93 to 03/94)

- R 1 Traveling Pulley Assembly
- R 1 Dead End Connector to Traveling Pulley



1207 SHS 10-24 x 1/2 ZP SCREW (BX 06/95 and previous)

- R 4 Seat to Seat Frame



1208 LPSH 3/8-16 x 1.25 BC SCREW Send with PN 1209 (Patched prior to 08/01/95)

- R 2 Bottom Seat Roller to Seat Frame



1209 NYLOCK 3/8-16 BC NUT Send Only with PN 1208 and 1211 (HN prior to 07/95)

- R 4 Top and Bottom Seat Rollers to Seat Frame
- (2 Connect Foot Brackets across: Replaced 03/95 by PN 1244)



1210 HSBH 3/8-16 x 3/4 * BC Alloy SCREW Send with PN 1244 (5/8 Patched til 05/18/95)

- R 8 Foot Brackets to Box Frame



1211 HCS 3/8-16 x 4.5 BC SCREW Send with pn 1209 (Patched 01/02/94 to 06/95)
R 2 Top Seat Rollers to Seat Frame



1212 NYLOCK NUT THIN PROFILE 8-32 ZP (HN 8-32 ZP until 02/26/99 as Spare Part;
" " " " until mid 5/99 in Production)
R 8 Toe Piece to Foot Brackets



1213 HEX NUT 1/4-20 ZP
R 4 Chain Guide to Guide Brackets
R 2 Molded Handle Hook to Box Frame
R 1 End Cap to Box Frame
4 Guide Brackets to Box Frame
4 Rear Leg to Monorail
2 Fan Cover Back to Box Frame
(R 2 Traveling Pulley Assembly. Replaced 03/94 by pn 1249)
(R 2 Top Front Bumper to Monorail. Replaced 11/94 by pn 1251)



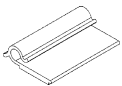
1214 PEM NUT S-0420-1 1/4-20 (replaced by Riv- nut 12/02, no part number or customer assembly)
R 4 Installed in Box Frame
NSA 4 Installed in Front Foot



1217 SLAC NUT 3/8-16 SS
R 2 Hangers to Monorail



1218 HC SCREW 1/4-20 x 4 SS
R 1 Monitor Arm to Chain Guide Mounts



1219 J CLIP
3 HeartRate Cable to Box Frame 12/94
(R 1 PM Pickup to inside Box Frame: 10/93 and Previous)



1223 TSBH 8/32 x 3/8 Gr.8 PATCHED SCREW (Torque—06/02/98 and Previous Hex)
3 Flywheel Hub to Flywheel



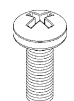
1224 HCS 1/4-20 x 3.25 SS SCREW
R 1 Monitor Arm to Monitor Back
R 1 PM 2 Retrofit B



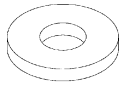
1225 HEX KEY 5/32 SHORT
R 1 Customer Assembly for Front Legs and Frame Lock



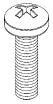
1227 PH Phil 8-32 x 1/2 SS SCREW *Send only with Toe Piece (FH Prior to 5/9/95)
R 6 Toe Piece to Foot Brackets
Patched thru Mid 5/99.)



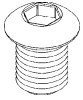
1228 PH Phil 8-32 x 3/4 SS SCREW Send only with Toe Piece (FH Prior to 5/9/95)
R 2 Toe Piece and Foot Straps to Foot Brackets
(Patched thru Mid 5/99)



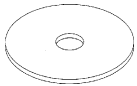
- 1229 FLAT WASHER # 8 ZP
R 2 Toe Piece and Foot Straps to Foot Brackets



- 1230 PH Phil 10/24 x 1 SS SCREW
4 Front Cover w/Perf to Exit Perf



- 1231 HSBH 1/4-20 x 1/2 SS PATCHED SCREW
R 4 Shock Cord Pulley Axles to Box Frame
[1 with Fender Washer— Flywheel Rear Cover to C. I. Pulley Axle, CII Assembled]
R 2 Idler Pulley Axle to Box Frame
R 2 Molded Handle Hook to Box Frame
4 Guide Brackets to Box Frame
2 Rear Leg to Monorail
(R 2 Customer Assbly. F.Lock/TieBar to Foot Brackets. Replaced 07/29/94
by pn1253)
(R 4 Customer Assembly Front Legs to Box Frame. Replaced 08/94 by pn1253)
(R Pickup to Box Frame 10/27/93 and Previous)



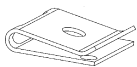
- 1232 FENDER WASHER 1/4 X 1 1/4 BX
R 4 Chain Guide to Guide Brackets
1 Fan Cover to Box Frame (Replaced Fan Cover Bolt Plate 03/07/96)



- 1234 PH Phil 10/24 x 5/16 SS SCREW
4 Fan Cover Back to Exit Perf



- 1235 NYLOC NUT 1/4-20 SS
R 2 Caster Wheels to Front Foot
R 2 Monitor Arm to Guide Brackets and PM 2 Back to Monitor Arm
(PM 1 Bracket to Monitor Arm last sale 01/13/95; PM 2 Erg 01/95)
R 1 PM 2 Retrofit B



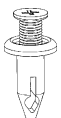
- 1236 U-HOLE NUT 10/24
8 Exit Perf to Flywheel Covers



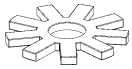
- 1238 HSBH 1/4-20 x 3/8 SS PATCHED SCREW
2 Fan Cover Back to Box Frame
(2 Handle Hook to Box Frame Prior to Molded Handle Hook)



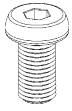
- 1244 HEX NUT NYLOCK 3/8-16 ZP*
R 8 Foot Brackets to Box Frame *with pn 1210 as spare parts beginning 05/95*
R 2 Foot Brackets Across with Hanger Bolts and Tubes
R 1 Flywheel Axle Assembly to Box Frame
1 Flywheel to Flywheel Axle



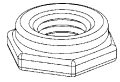
- 1245 M61-0800-01 TUFLOK SCREW
R 1 Pickup to Box Frame
1 Pickup Spare Part



1246 No.10 EXT. LOCKWASHER ZP
R 4 Seat Top to Seat Frame



1248 HSBH 1/4-20 x 3/4 SS SCREW
R 1 End Cap to Box Frame
R 4 Customer Assembly Front Legs to Front Foot
R 4 Customer Assembly Front Legs to Box Frame (replaced 4 PN 1253 12/02)
R 2 Customer Assembly Frame Lock Axle and Frame Lock to Foot Brackets (replaced 2 PN 1253 12/02)



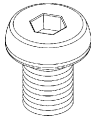
1249 NYLOCK 1/4-20 THIN HEAVY ZP (replaced stake nut 6/00)
R 1 Traveling Pulley Assembly (Staked 3/94)
R 1 Connect Dead End Connector to Traveling Pulley



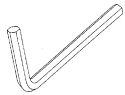
125 WASHER 3/8 ZP—(HEEL R/S.R.HDWR for B)
R 2 Seat Roller Bottom Hardware



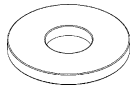
1251 POLYDRIVE RIVET
2 Top Front Bumper to Monorail 11/94 (Replaces 2 PN 1201 and 1213)



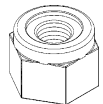
1253 HSBH 1/4-20 x 1/2 SS SCREW (replaced by PN 1248 12/02)
R 4 Customer Assembly Front Legs to Box Frame
R 2 Customer Assembly Frame Lock Axle and Frame Lock to Foot Brackets



1256 HEX KEY 3/16 Short
Spare Part for Seat Rollers



1259 Washer 1/4 x 3/4 BX (replaced **1258** old style 04— 06/08/98 due to breakage)
4 Monitor Arm Assembly, 2 at Guide Brackets, 2 at Monitor



240 HANDLE U-BOLT NUT 1/4-20 HEAVY NYLOCK SS
2 Handle U-Bolt to Handle



244 HANDLE U BOLT 1/4-20 X 2 1/2 ROUND U-BOLT SS
R 1 Chain/Swivel Assembly to Handle
(Large Chain Connectors w/Cover Prior to 04/10/95)